



Technology

Easy to swing fairway wood



Technology
New POWER TRENCH design results in more distance



Technology
ONOFF LADY first ever weight adjustment for optimal swing weight, better impact, and more distance



Technology
Design to reduce digging

Minimize fat shots thanks to a rounder leading edge.



Technology
Design by number



3W, 4W, 5W all have a shallower design easily launch the ball high in the air. 7W has a deeper face and head more stability and consistency in the rough

Technology
DAIWA CARBON TECHNOLOGY SHAFT exclusively for LADY



Exclusively designed for LADY to make golf easier
Improved impact consistency equals more overall distance

Technology
Coaching grip allows you to make the same grip for every shot




By aligning your thumb with the grip pattern, you can easily make the same grip every shot
hold the club with confidence and swing for more consistent shots



Design

A new Diamond pattern exudes a sophisticated design and style for LADY.



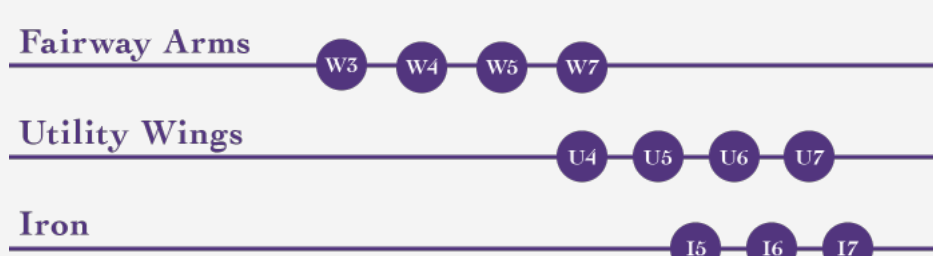
Choose your own color,
Color Custom for LADY.



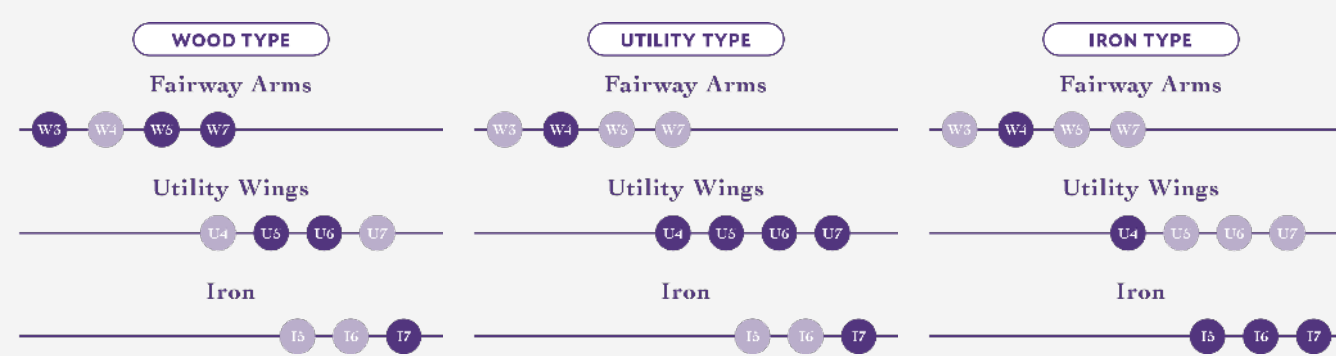
ONOFF Color Custom allows you to create your own unique set of LADY clubs. Choose from 4 different shaft colors and 3 different grip colors to match our style. Weight colors and iron badges can also be customized from 3 different colors. Be different and stand out from the crowd with ONOFF Color Custom. Find your favorite combination in our Color Simulator.

COLOR SIMULATION

ONOFF LADY SERIES CLUB TABLE BASED ON DISTANCE



OTHER POPULAR SETTINGS



Spec

ONOFF FAIRWAY ARMS LADY

- The reversed arch of the new POWER TRENCH creates a bigger sweet spot. Compared to the previous model, ball speeds are up, even on miss hits meaning more distance than ever.
- Lady golfers consider an easy to swing club to be an easy to hit club, so the new LADY features an adjustable weight function (DR, FW). By changing the weight from 1, 3 or 5g we can find the optimal swing weight to hit the ball further.
- A rounder leading edge minimizes digging and produces better impact. Better impact equals more distance.
- Design by number means the 3W, 4W and 5W are shallower making it easy to launch the ball in the air for more distance. The 7W is deeper with a focus on stability and accuracy even from the rough.
- Exclusively made for LADY shaft featuring DAIWA CARBON TECHNOLOGY. A light weight easy to swing shaft that is still stable and accurate. More distance, straighter shots.

ASSEMBLED CLUB SPECS					SHAFT SPECS		
FAIRWAY ARMS LADY / SMOOTH KICK LP-425F					SMOOTH KICK LP-425F		
CLUB	3	4	5	7	FLEX	L	A
LOFT (°)	16	17.5	19	22	WEIGHT (g)	37	46
LIE (°)	55	55.5	56	56.5	TORQUE (°)	6.4	5.2
FACE ANGLE (°)	+1	+1	+1	+1	KICK POINT	SMOOTH KICK MID	
HEAD VOLUME (cc)	181	174	163	157	REC. SWING SPEED (m/s)	-34	-38
RECOMMENDED SWING SPEED IS BASED ON DRIVER							
LENGTH (mm) STD.	L	42	41.5	41	40.5		
60°	L	42.5	42	41.5	41		
LENGTH (mm) STD.	A	42.5	42	41.5	41		
60°	A	43	42.5	42	41.5		
WEIGHT (g)	L	271	275	279	283		
	A	286	290	294	298		
SWING WEIGHT	L	C2	C2	C2	C2		
	A	C4	C4	C4	C4		

HEAD MATERIAL
HI-MARAGING CH-1 FACE + HI-MARAGING BODY
WEIGHT SCREW 3g STAINLESS

SHAFT
SMOOTH KICK LP-425F

GRIP
ONOFF CG LADY 29 PURPLE (L:29g)
ONOFF CG LADY 35 PURPLE (A:35g)
WITH BACK LINE

HEAD COVER INCLUDED
CONFORMS TO SLE RULES

CLUB : MADE IN JAPAN
HEAD COVER : MADE IN CHINA
TORQUE WRENCH FOR HEAD IS SOLD SEPARATELY